

## How to use the Judges Critique Website

- 1) First you need to login to your account and you will see your dashboard. You then need to click on 'write a critique'.

**My dashboard**

Change Password >

How to write a critique >

**Write a critique**

This is your personal dashboard. This dashboard is viewable only to you.

Here you can see all of your submitted critiques, with the most recent critique showing first. A PDF of each submitted critique can be downloaded for your personal reference and for educational use for Judges Competency Framework progression (if appropriate). Any question or issue, please contact us [judgescritiques@thekennelclub.org.uk](mailto:julgescritiques@thekennelclub.org.uk)

- 2) Next you will need to fill out the relevant details. If you start with selecting the date – make sure you select the first day of the show.

**Example:** *If you judged at Blackpool Championship Show on the Saturday, you would select Friday 22<sup>nd</sup> June as the show start date as this is the date the show started. The actual date of judging can be included within the critique text box in section 6.*

### Write a Critique

In order to submit a critique, you must fill out the form below. Fields marked with a \* are mandatory.

**1** Date of Show \*

Pick a date

June 2018						
Sun	Mon	Tue	Wed	Thu	Fri	Sat
					1	2
3	4	5	6	7	8	9
10	11	12	13	14	15	16
17	18	19	20	21	22	23
24	25	26	27	28	29	30

For all general and group championship shows Group, Best in Show, stakes or variety classes judged. For other shows such as Open and Limited shows such as Open and Limited Shows please include the breed in the main body of your critique in Option 6.

3) You will then see a drop down of the KC licensed shows scheduled on the selected date. You must select the relevant show you judged at.

**Please note:** *If the show you require does not appear on the drop down, this may be due to it not being licenced on our system. Please email [breedshows@thekennelclub.org.uk](mailto:breedshows@thekennelclub.org.uk) and we will look into this for you.*

## 2 Name of show \*

Please select

- Please select
- Blackpool & District Canine Society**
- North Western Poodle Club
- North Of Ireland West Highland White Terrier Club

in Show, stakes or variety classes judged. For other Limited Shows please include the breed in the main body

4) Next, select the breed you are after. If you judged at an Open or other show you will not have this option. Therefore, you will need to write the breed in the critique box.

## 3 Is your critique...

If your critique is from a General or Group Championship Show/Open or other show please select one of the following options

### Breed Critique

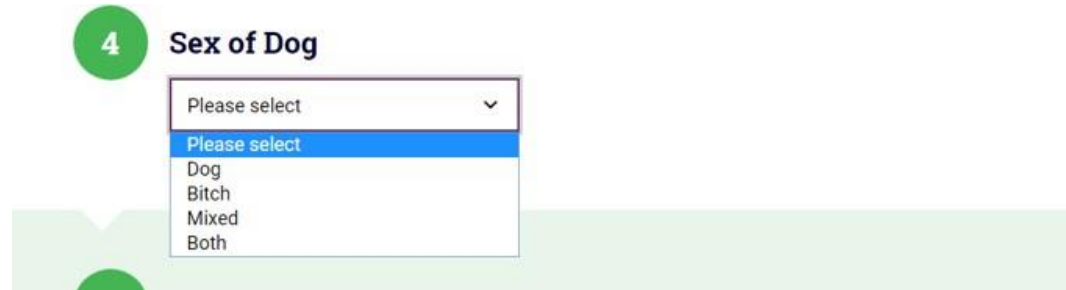
Please select

- Please select
- Cirneco Dell'Etna
- Collie (Rough)
- Collie (Smooth)
- Coton De Tulear
- Dachshund (Long Haired)
- Dachshund (Miniature Long Haired)
- Dachshund (Miniature Smooth Haired)
- Dachshund (Miniature Wire Haired)
- Dachshund (Smooth Haired)
- Dachshund (Wire Haired)
- Dalmatian**
- Dandie Dinmont Terrier
- Deerhound
- Dobermann
- Dogue de Bordeaux
- English Setter
- English Toy Terrier (Black & Tan)

4

BACK TO TOP

5) You will then select if you judged dogs, bitches, mixed or both.

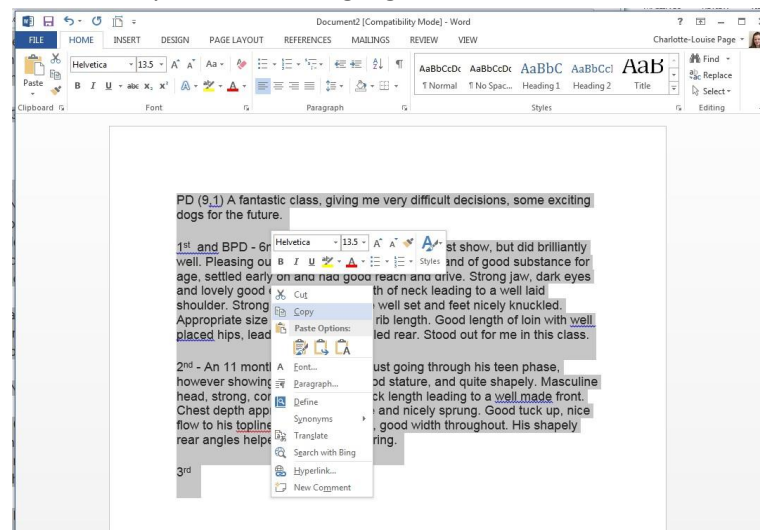


6) Next submit the total number of dogs entered.



7) Now you will be on the critique box. If you decide to write your critique in word you will need to copy and paste this onto the website. To do this you will need to select all of the text on the word document. You can do this by clicking and dragging your cursor over the text until it is highlighted. You will then right click and click on 'copy'.

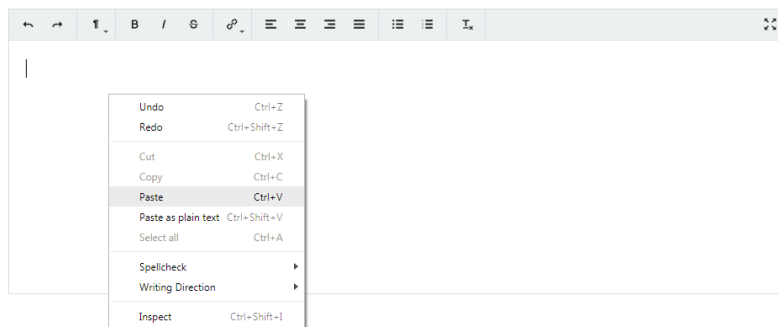
Another way would be to highlight the text and click 'ctrl' and 'c' on your keyboard.



8) Next you will go back to the critique website and click on the box. Then you will right click and click paste. Alternatively you could click 'ctrl' and 'v' on your keyboard. Both methods will paste the critique into the box.

Alternatively, you can write your critique straight into the box provided.

## 6 Critique



Publish

Save Draft

Back

9) Once all of this is complete, you will click on publish and your critique will be published onto the KC Critique website.

**Please note:** If you click publish and notice something is wrong, you will need to complete our [online form](#). Judges are unable to amend critiques once submitted, you must contact us via email to have your critique taken down.

Publish

Save Draft

Back